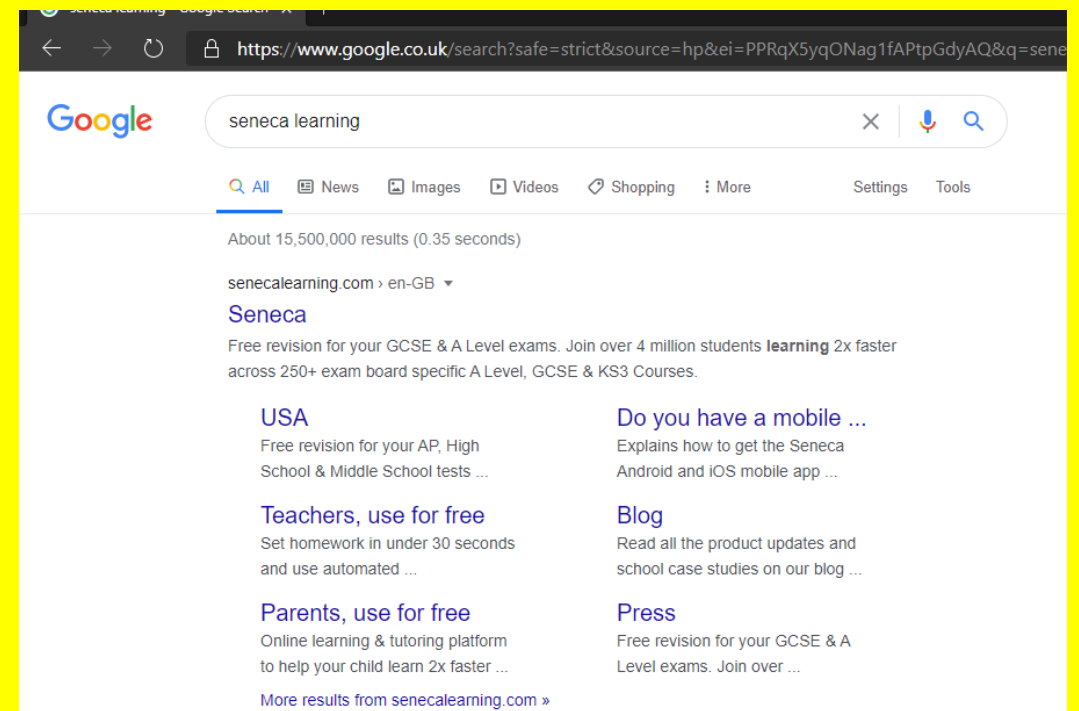


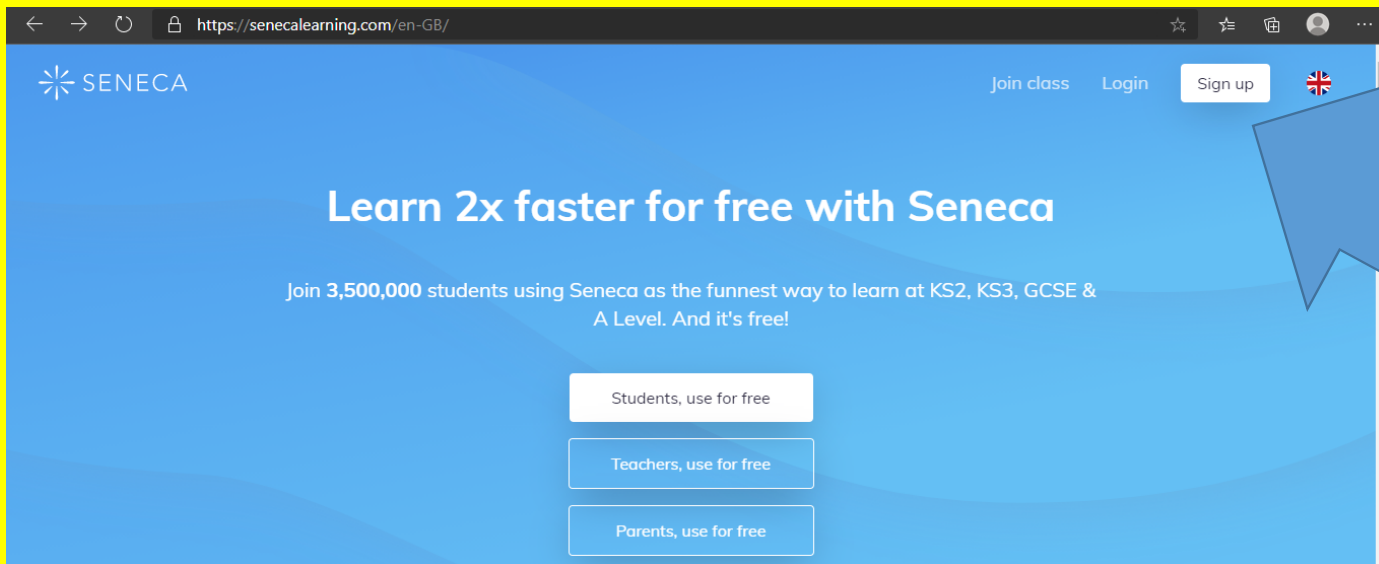
Seneca Learning Access For  
Science online learning

# You will need...

- Google Chrome or Microsoft Edge
- In to google type Seneca learning



# Click on the link



Click on Sign up

Fill in your details. An email address will be required

× +  
https://app.senecalearning.com/sign-up

### Sign up

[Try without signing up?](#)

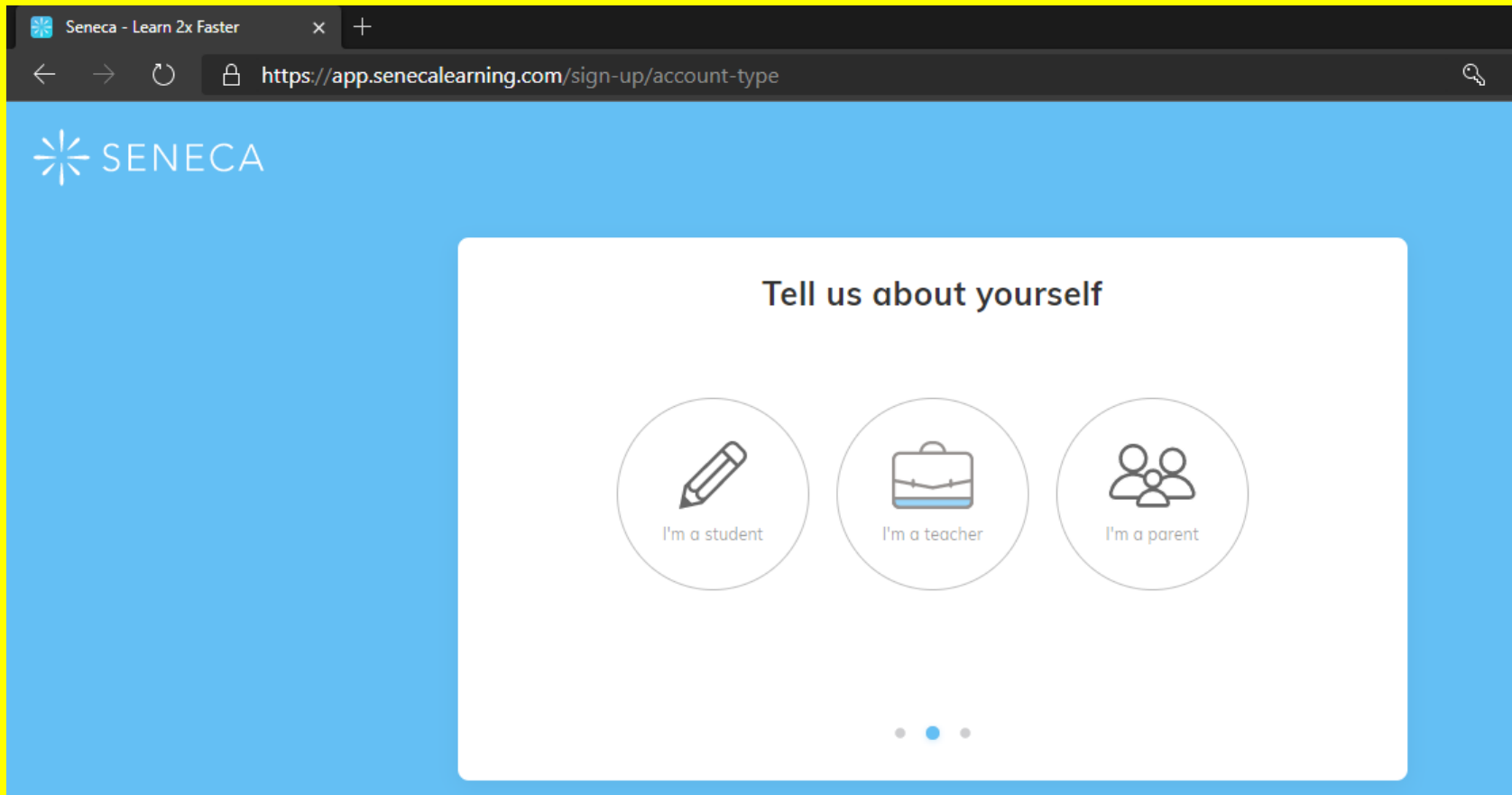
First name: Joe  
Last name: Bloggs  
Email: joebloggs@nlconline.org.uk  
Password: ●●●●●●●●

I agree to the [Terms and Conditions](#)

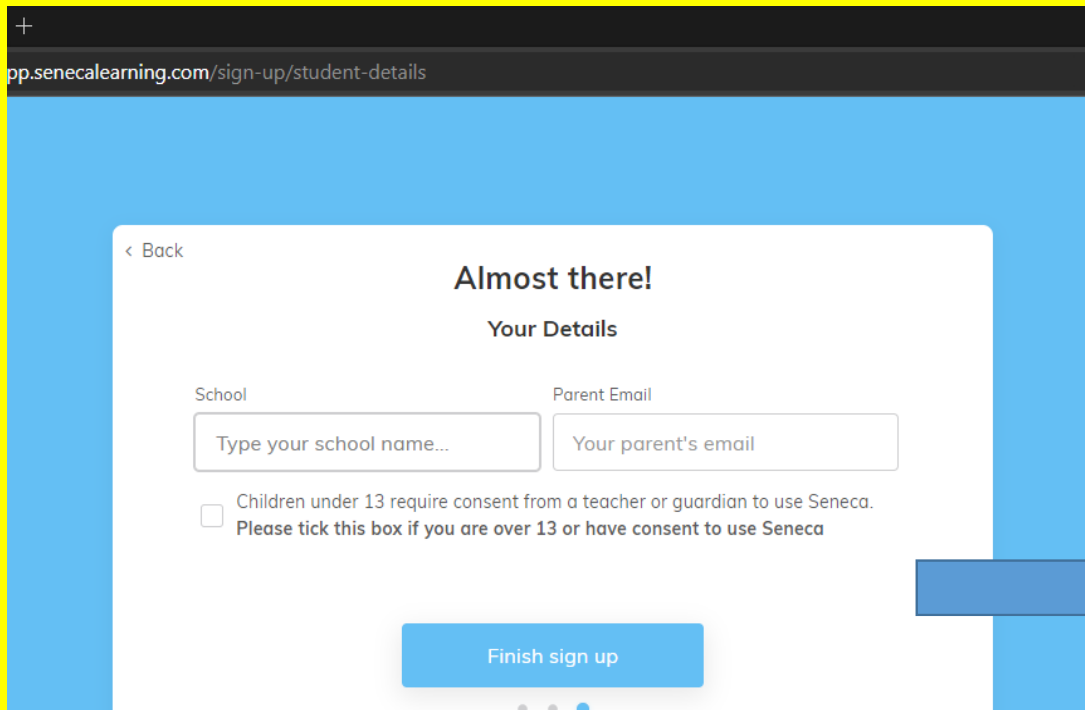
[Sign up](#)

Already have an account? [Login](#)

Click on ' I am a student'



# Fill in the school name and your parents email



pp.senecalearning.com/sign-up/student-details

< Back

## Almost there!

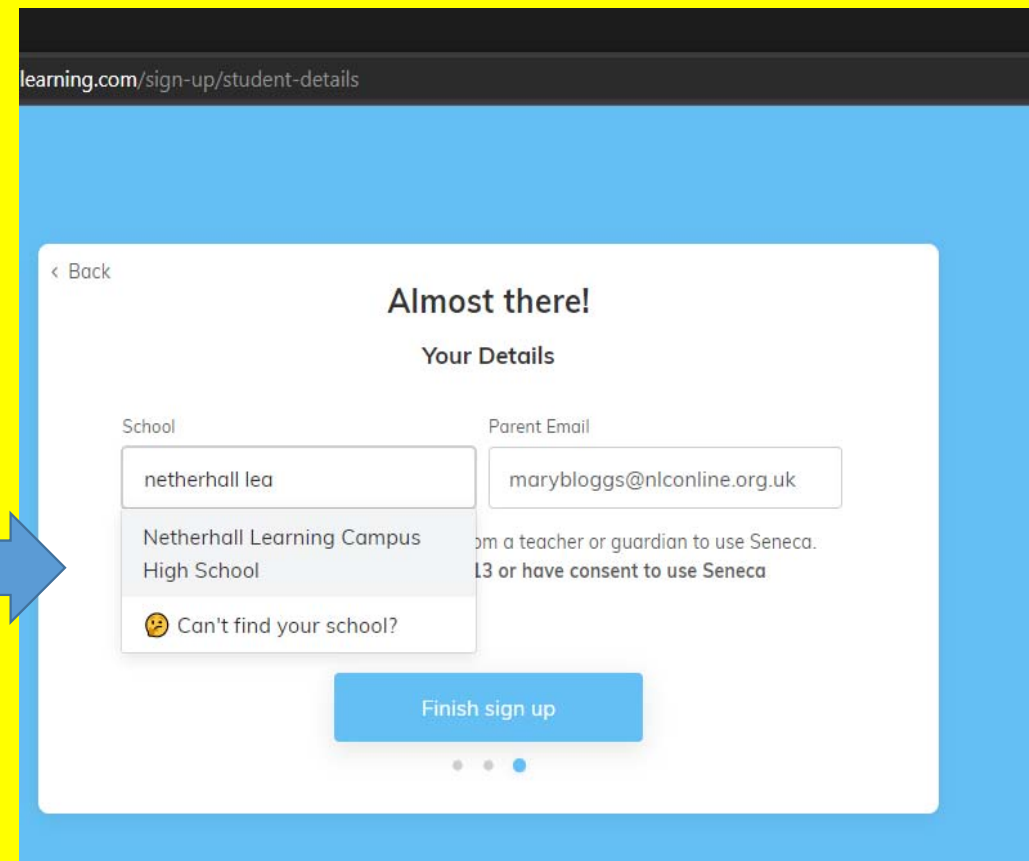
### Your Details

School Parent Email

Type your school name... Your parent's email

Children under 13 require consent from a teacher or guardian to use Seneca. Please tick this box if you are over 13 or have consent to use Seneca

Finish sign up



learning.com/sign-up/student-details

< Back

## Almost there!

### Your Details

School Parent Email

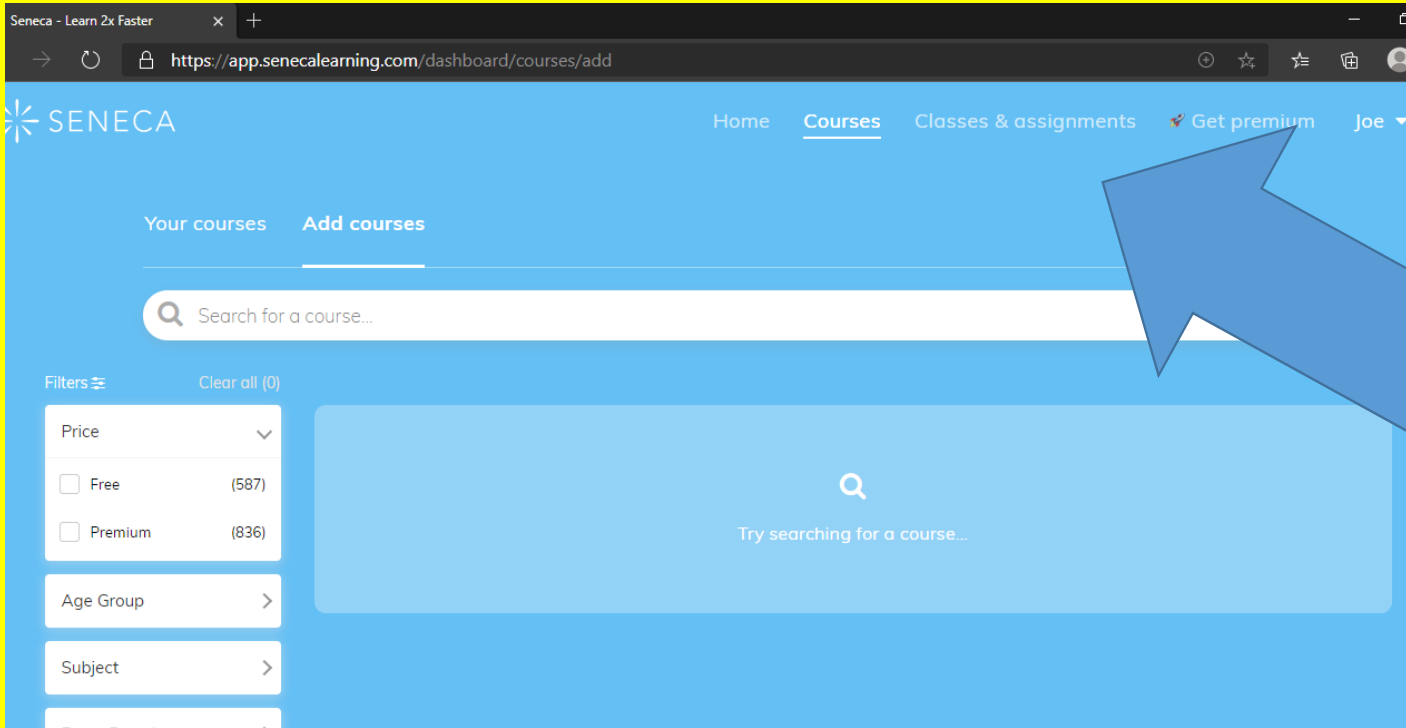
netherhall lea marybloggs@nlconline.org.uk

Netherhall Learning Campus High School from a teacher or guardian to use Seneca. 13 or have consent to use Seneca

☹️ Can't find your school?

Finish sign up

# You are taken to this page



Click on assignment  
and classes


aster x +

https://app.senecalearning.com/dashboard/classes/overview

SECA Home Courses Classes & assignments Get premium

Classes Upcoming Assignments Past Assignments


Invite a teacher Join class



**Your classes will appear here!**

You aren't part of any classes yet. You can join a class by clicking on a link from your teacher or by entering a class code.

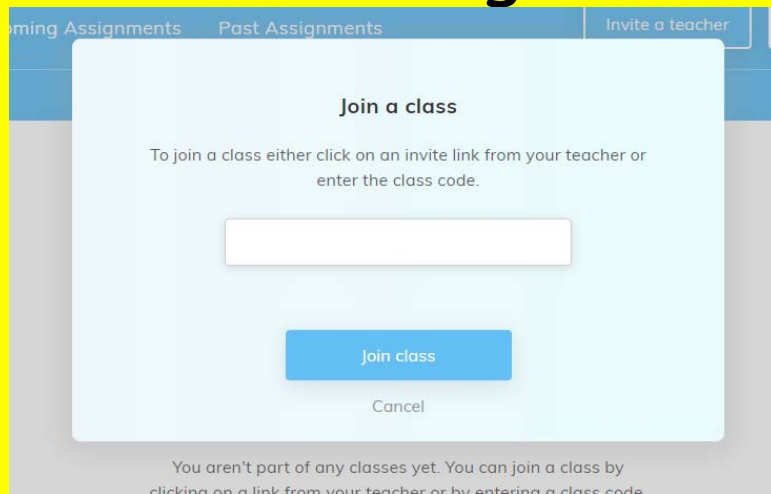
Join class



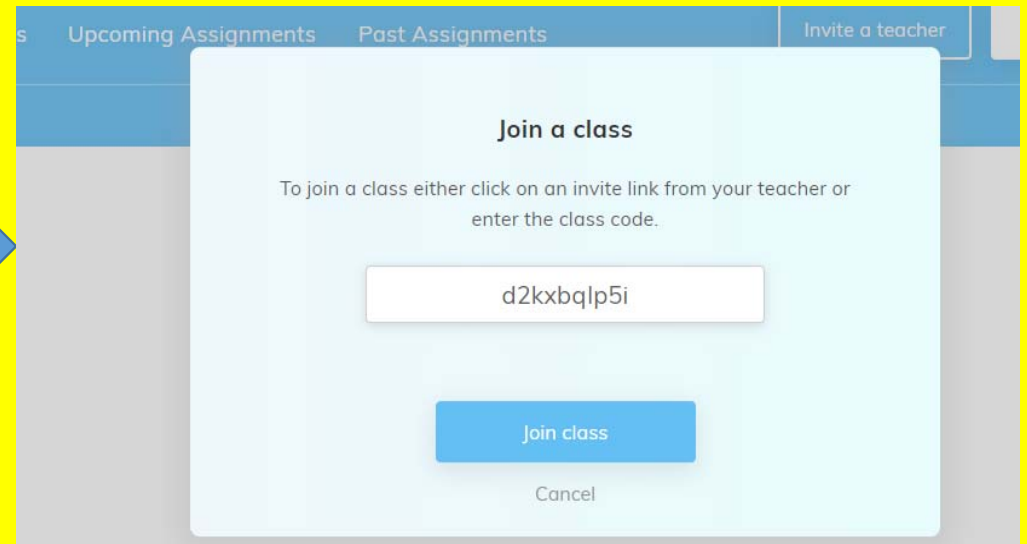

Click on  
join class



Now you need to enter your unique class code. This has been given to you by your class teacher



The screenshot shows a 'Join a class' dialog box. At the top, it says 'Join a class'. Below that, it says 'To join a class either click on an invite link from your teacher or enter the class code.' There is an empty white input field. Below the input field are two buttons: 'Join class' (in blue) and 'Cancel' (in grey). At the bottom of the dialog, there is a small note: 'You aren't part of any classes yet. You can join a class by clicking on a link from your teacher or by entering a class code.'

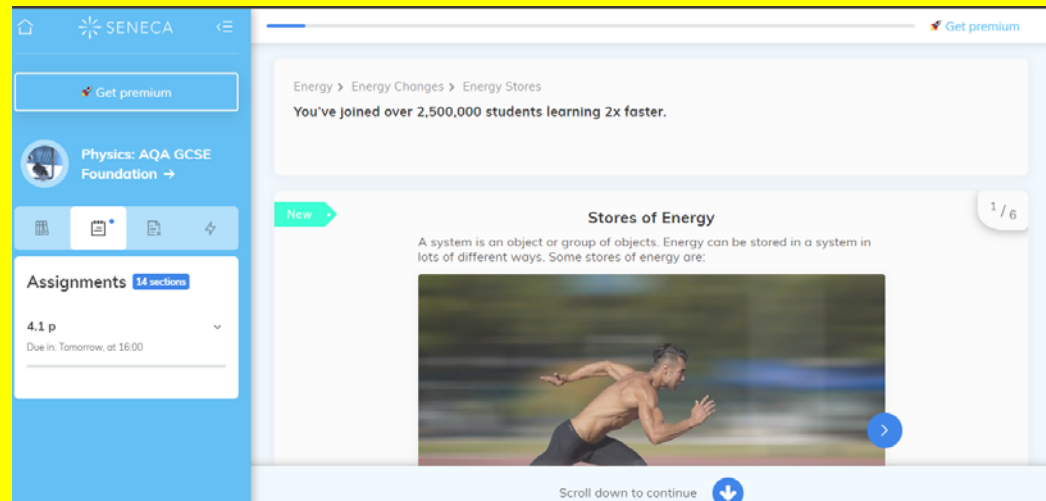
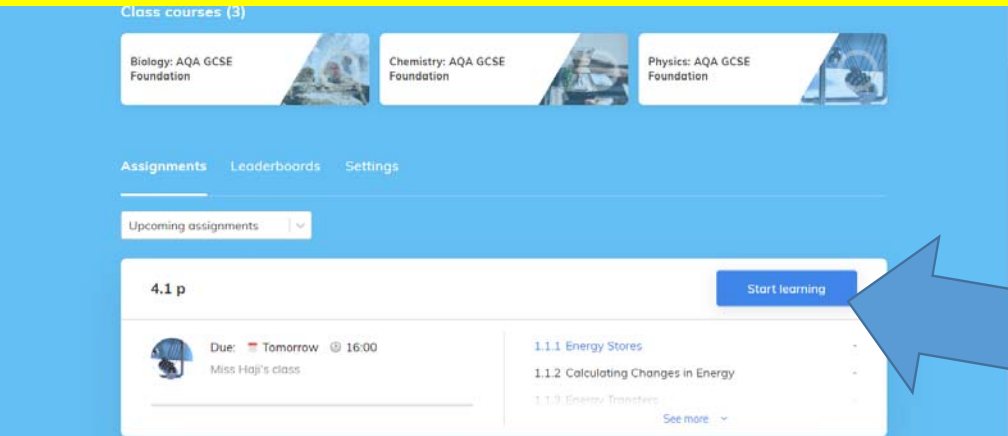


The screenshot shows the same 'Join a class' dialog box, but now the input field contains the class code 'd2kxbqlp5i'. The 'Join class' button is still in blue, and the 'Cancel' button is in grey. The background of the dialog is light blue.

You have officially joined the class, you will see....  
(all the courses you are enrolled on)

The screenshot shows the Seneca Learning dashboard for a specific class. At the top, the Seneca logo is on the left, and navigation links for Home, Courses, Classes & assignments, Get premium, and a user profile (Joe) are on the right. Below the navigation, there is a breadcrumb trail: < Your classes. The main content area is titled 'year 11' and includes a 'Class code: d2kxbqlp5i' box. Underneath, it says 'Class courses (3)' and lists three courses: 'Biology: AQA GCSE Foundation', 'Chemistry: AQA GCSE Foundation', and 'Physics: AQA GCSE Foundation', each with a representative image. Below the courses, there are tabs for 'Assignments', 'Leaderboards', and 'Settings'. The 'Assignments' tab is active, showing a dropdown menu for 'Upcoming assignments' with '4.1 p' selected. A 'Start learning' button is visible at the bottom right of the assignment section. The Windows taskbar at the bottom shows the search bar, task view, and several open applications, with the system tray displaying the time as 08:24 on 23/09/20.

# Click on the assignment waiting for you



You are officially on Seneca learning and the task has been started

Tada!!!!

Class codes

# Miss Haji

- Year 7: lf9nxsedr8
- Year 8: bjkd5v5wpb
- Year 9: 8a0w6xyutc
- Year 10: ow3blp5d3i
- Year 11: d2kxbqlp5i

# Mr Downey

- Year 7: a02j4am309
- Year 8: qr54liqd7s
- Year 9: uzph74sawy
- Year 10: g206c4ng71
- Year 11: 9ji8nnt1bj

# Mr Khalid

- Year 7: **lwsxflfh4h**
- Year 8: **5rn8osmv9m**
- Year 9: **be650iakvm**
- Year 10: **rhnazoy2ig**
- Year 11: **uk4vfzc6bd**



# Ms Dean

- Year 7: kqclr6riod
- Year 8: 8lw27oqtqz
- Year 9: fdnkna1hbv
- Year 10: 3f0jj5msv1
- Year 11: tlw5juoe2k

# Miss Hellowell

- Year 7: **rj0wt6iji9**
- Year 8: **p2f8h19iqu**
- Year 9: **sqak9nym16**
- Year 10: **x2e0qy5s1n**
- Year 11: **5s7qrz6jko**

# Mrs Scargill

- Year 7: 6n9w3rrrq8
- Year 8: lsfbvc2ld0
- Year 9: bvg280o9yy
- Year 10: 6nv7c5smwv
- Year 11: k4p8x3an9c

Mr Shufflebottom

- Year 9: **exg5oisegu**
- Year 10: **btbuhwyrzu**
- Year 11 Triple Set **zpqwb2sizr9**
- Year 11 Not triple Set: **xqmgs9ql80**