

# NLC DRAMA LEARNING JOURNEY

**NEXT STEPS:**  
ONTO HIGHER EDUCATION,  
APPRENTICESHIP OR FULL TIME  
EMPLOYMENT



**COMPONENT 2 ASSIGNMENT**  
You will develop and apply techniques in rehearsal and performance alongside reviewing your own development and contribution to the performance.

**HOMEWORK**  
You will be set homework – which will have a particular focus on line learning for component 2; research, creative writing and line learning for component 3.

**COMPONENT 2 ASSIGNMENT**  
You will develop and apply techniques in rehearsal and performance alongside reviewing your own development and contribution to the performance. You will perform a practical performance.

**RESPONDING TO A BRIEF (COMPONENT 3)**  
AO1: Understand how to respond to a brief  
AO2: Select and develop skills and techniques in response to a brief  
AO3: Apply skills and techniques in a workshop performance in response to a brief  
AO4: Evaluate the development process and outcome in response to a brief  
You will work with your tutor to apply yours skills creatively to a workshop performance for a selected audience which is determined by the exam board. You will record your planning, development and effectiveness of the production and an evaluation over 4 Milestones which are completed digitally on a pro-forma issued by the exam board. The digital logs are locked between completing each milestone.

**FINAL PERFORMANCE EXAM**

**FINAL EVALUATIONS**



**COMPONENT 2**  
BTEC Experience Unit You will use previous exemplar material you will study the nature of component 2. You will look at previous assignment briefs. You will take part in structured practical activities workshops etc. to gain experience of what is required for Unit (component) 2.

**HOMEWORK**  
You will be set homework – which will have a particular focus on development on component 1 research.

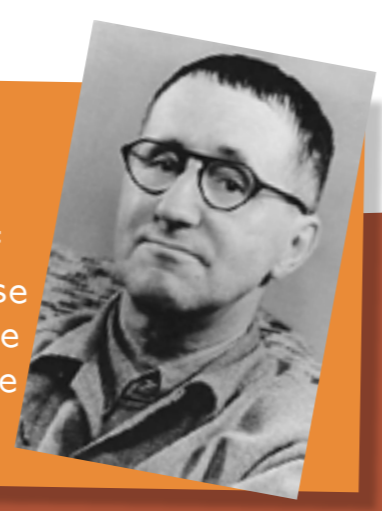
**COMPONENT 1**  
You will be given an assignment brief. You will watch a performance in a Brechtian style (e.g. Face) and from this develop a research log identifying supporting the practitioner styles. You will take part in workshops to develop your understanding and reflect on this in your log.

**COMPONENT 3**  
BTEC Experience Unit You will use prior learning to explore and apply techniques and skills and gain experience of what an assignment brief looks like and how to use it. You will devise a performance applying skills and techniques applying them to your devised piece. You will take part in focused workshop activities to allow you to gain experience and understanding as well as planning and pursuing your own development pathway. You will use SMART targets and work to a deadline. If possible you will also gain real experience of performing in front of an audience.



**NATURALISM**  
You will build on prior skills and learn new theories. You will be expected to learn lines, develop staging ideas, build on characteristics and apply skills linked to Naturalism.

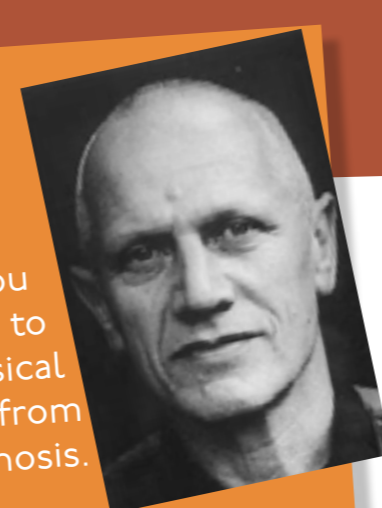
**BRECHT**  
You will learn about Brecht and his style of performance, you will use extracts from appropriate scripts e.g. Face and Stone Cold.



**BTEC EXPERIENCE 1 & 2**  
You will learn about the BTEC process using an assignment brief. You will watch a performance and then from this apply and learn about skills and techniques applying them to an existing text. You will take part in focused workshop activities to allow you to gain experience. You will use SMART targets and work to a deadline and gain real experience of performing in front of an audience.

**PANTOMIME**  
We will learn about Pantomime using extracts from a pantomime script, we will learn about the style and the historical context.

**BERKOFF**  
You will learn about Berkoff and his performance style. You will apply skills linked to Total theatre and physical theatre using extracts from scripts e.g. Metamorphosis.



**BTEC EXPERIENCE 3**  
You will devise a performance applying prior skills and techniques. You will take part in focused workshop activities to allow you to gain experience and understanding. You will perform in front of a live audience.



**Y8 HOMEWORK**  
You will be set homework every 4 weeks. This will include spelling tests and line learning tasks.

**BOY IN THE STRIPED PYJAMAS**  
Building on prior learning, we will use the BISP as a stimulus for our own devised performance focusing on the events of the Holocaust, we will learn about empathy.

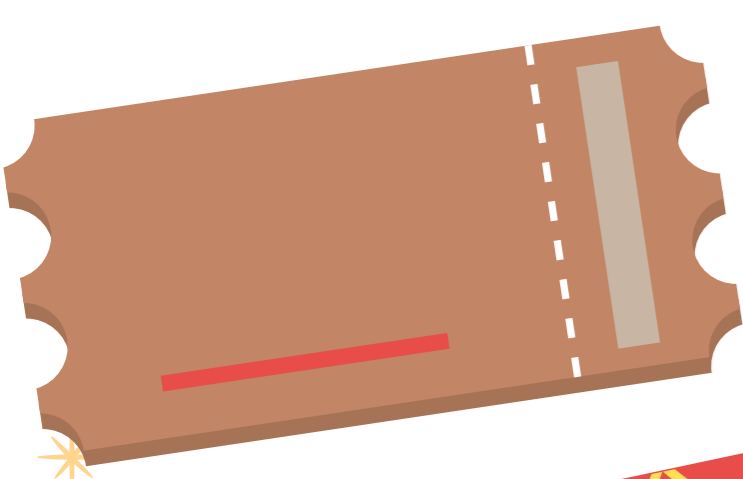
**SWEENEY TODD**  
You will use a real text to create our own performance, this will be developed into a 5 minute performance.

**TIGER'S BONES**  
You will build on prior skills by performing a scripted performance. You will be expected to try and learn your lines, develop staging ideas, build on characteristics and implement key skills learnt in Year 7.

**PRACTITIONER INVESTIGATION**  
Leading to KS4 study, you will learn about key theatre practitioners and use their skills to shape our own performance work.


**HOLOCAUST**  
We will study the historical context of the Holocaust, raising our awareness of the events surrounding WW2.

**CHRISTMAS PROJECT**  
You will devise a Christmas themed performance, you will be given a choice of stimulus and create your own piece of theatre. You will develop an awareness of different cultures and celebrations.



**INTRODUCTION TO DRAMA**  
You will learn a range of key acting skills through different scenario based activities. You will work as a team and develop your social skills and group work. You will develop your confidence at performing in a group setting and focus on the development of your speaking skills.

**SILENT MOVIES AND MIME TECHNIQUES**  
You will develop your use of non-verbal communication and the way in which mood and emotion can be communicated. You will learn the history of mime and silent movies, then working as a group you will create your own silent movie.



**Y7 HOMEWORK**  
You will be set homework every two weeks. This will include spelling tests and character development tasks. Your homework will receive a grade from your teacher to reflect the time and effort put into the task you have completed.

